

NAME _____

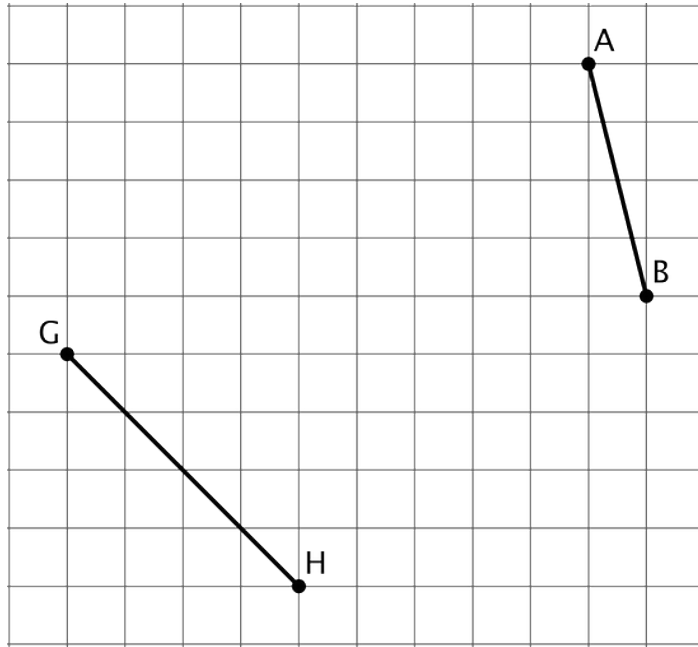
DATE _____

PERIOD _____

Unit 8, Lesson 4

Practice Problems

1. a. Find the exact length of each line segment.



- b. Estimate the length of each line segment to the nearest tenth of a unit. Explain your reasoning.

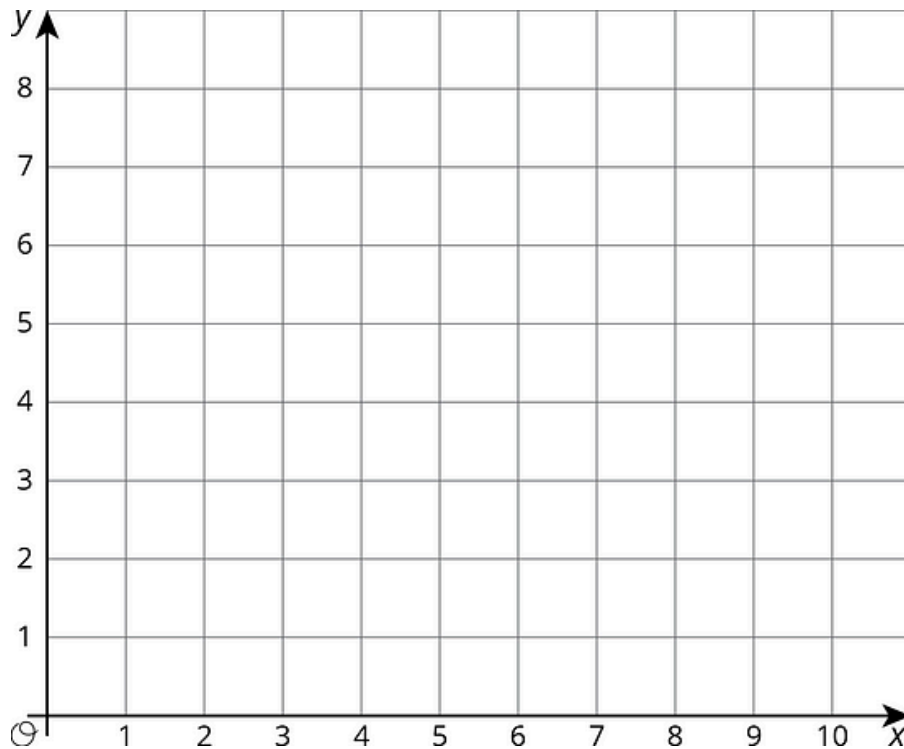
2. Plot each number on the x -axis: $\sqrt{16}$, $\sqrt{35}$, $\sqrt{66}$. Consider using the grid to help.



NAME _____

DATE _____

PERIOD _____



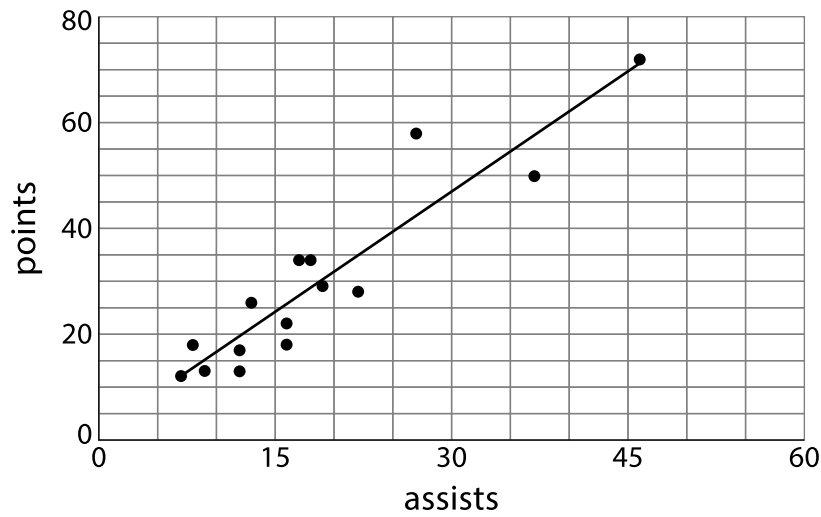
- Use the fact that $\sqrt{7}$ is a solution to the equation $x^2 = 7$ to find a decimal approximation of $\sqrt{7}$ whose square is between 6.9 and 7.1.
- Graphite is made up of layers of graphene. Each layer of graphene is about 200 picometers, or 200×10^{-12} meters, thick. How many layers of graphene are there in a 1.6-mm-thick piece of graphite? Express your answer in scientific notation.
- Here is a scatter plot that shows the number of assists and points for a group of hockey players. The model, represented by $y = 1.5x + 1.2$, is graphed with the scatter plot.



NAME _____

DATE _____

PERIOD _____



- What does the slope mean in this situation?
- Based on the model, how many points will a player have if he has 30 assists?

6. The points $(12, 23)$ and $(14, 45)$ lie on a line. What is the slope of the line?